

4

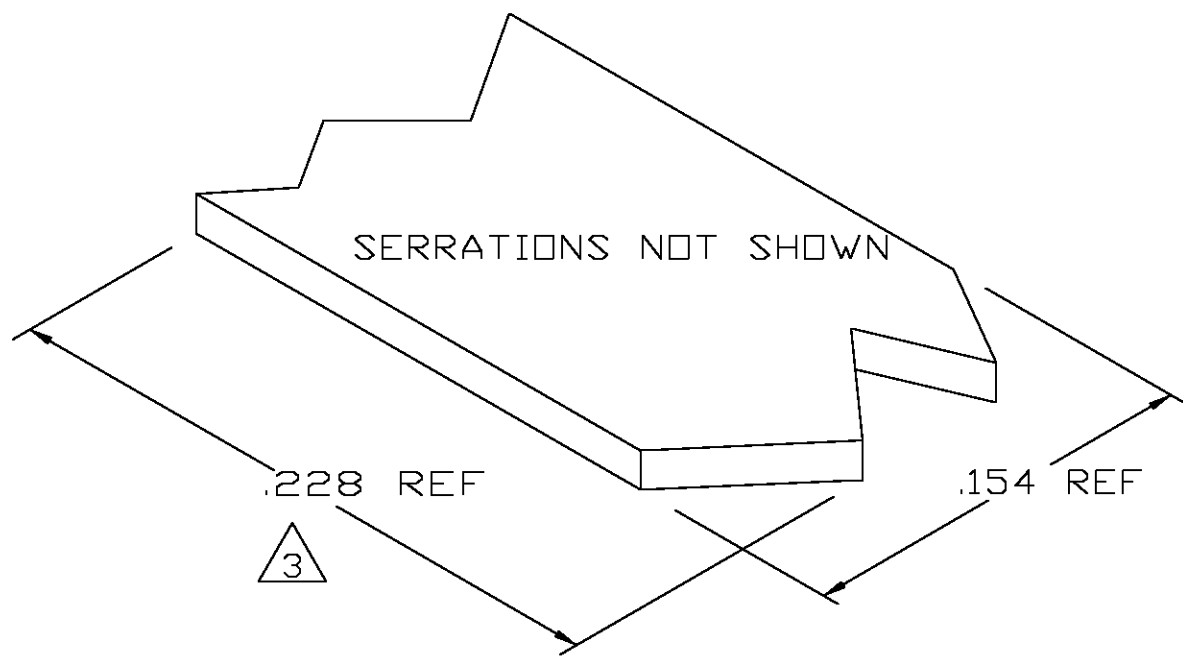
3

2

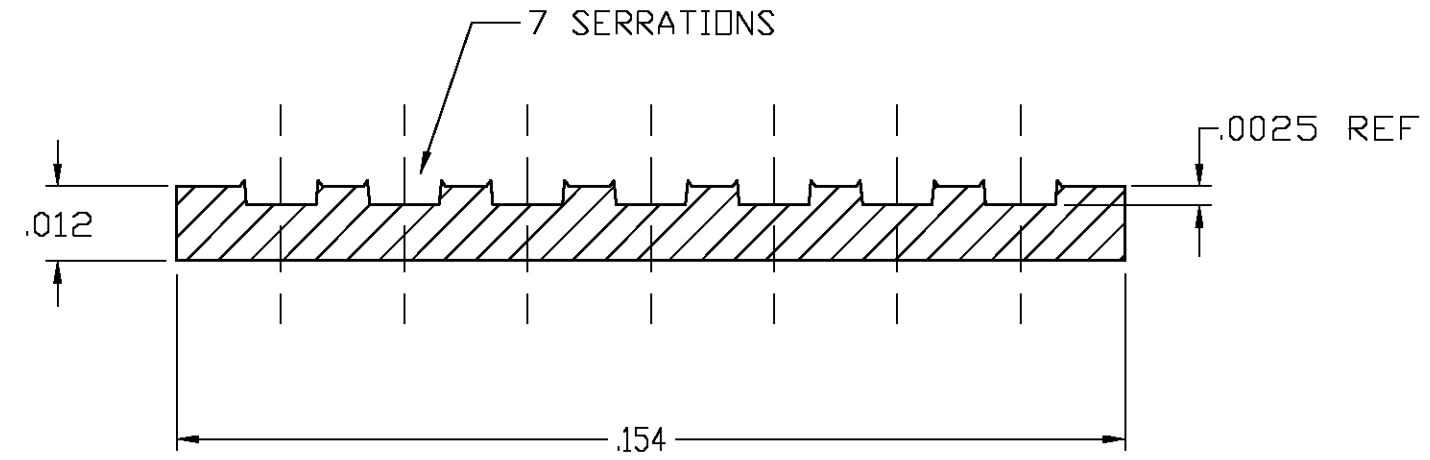
1

THIS DRAWING IS UNPUBLISHED. RELEASED FOR PUBLICATION
 © COPYRIGHT BY TYCO ELECTRONICS CORPORATION. ALL RIGHTS RESERVED.

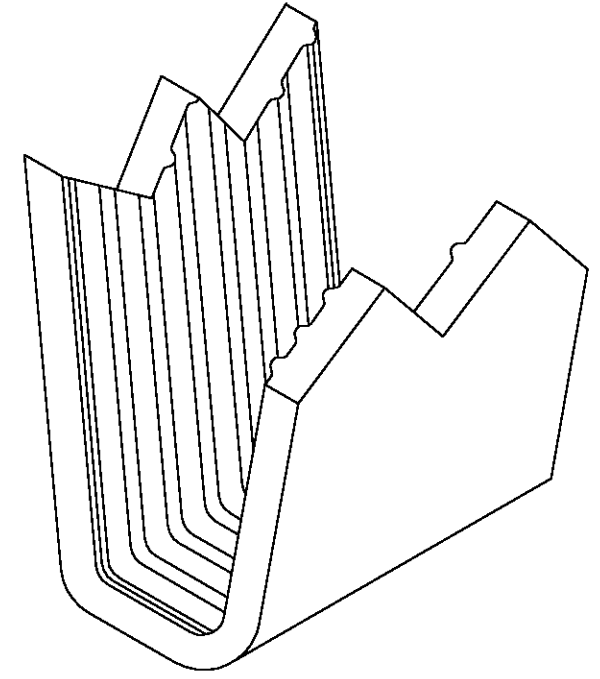
LOC	DIST	REVISIONS			
P	LTR	DESCRIPTION	DATE	DWN	APVD
AF	50	0	TRANSFERED TO TYCO FORMAT	31MAR03	MF EH



- 1 CRIMPBAND MATERIAL PROVIDED IN CONTINUOUS STRIP.
 - 2 REFERENCE DESCRIPTIVE PART NUMBER L032/0366R12AUF.
- 3 BLANK LENGTH DETERMINED BY 032/036 TOOLSET.



TYP. CROSS SECTION



PARTIAL FORMED VIEW (REF)
FORMED BY APPLICATION TOOLING

1601538-1
PART NUMBER

THIS DRAWING IS A CONTROLLED DOCUMENT.		DWN MICHAEL S. FEHER 31MAR2003	Tyco Electronics Corporation Harrisburg, PA 17105-3608	
DIMENSIONS: INCHES		CHK EDWARD HOWARD 31MAR2003	NAME -	
TOLERANCES UNLESS OTHERWISE SPECIFIED:		APVD EDWARD HOWARD 31MAR2003	PRODUCT SPEC -	
0 PLC ± -		APPLICATION SPEC -	APPLICATION SPEC -	
1 PLC ± -		WEIGHT -	SIZE A3	CAGE CODE 00779
2 PLC ± -		FINISH NONE	DRAWING NO 1601538	
3 PLC ± .005			RESTRICTED TO -	
4 PLC ± -		CUSTOMER DRAWING		SCALE 1:1
ANGLES ± -		SHEET 1 OF 1		REV 0
MATERIAL UNS C72500 CU-NI ALLOY				