


EMD-FL-3V-400

Order No.: 2866064

<http://eshop.phoenixcontact.de/phoenix/treeViewClick.do?UID=2866064>

Monitoring relay for monitoring 3-phase voltages of 280...520 V AC, undervoltage, window, phase sequence, phase failure, asymmetry, wide-range power supply unit, 2 PDTs



Commercial data	
GTIN (EAN)	 4 017918 975029
sales group	H216
Pack	1 pcs.
Customs tariff	85364900
Catalog page information	Page 654 (IF-2009)

Product notes

WEEE/RoHS-compliant since:
08/31/2006



<http://www.download.phoenixcontact.com>
Please note that the data given here has been taken from the online catalog. For comprehensive information and data, please refer to the user documentation. The General Terms and Conditions of Use apply to Internet downloads.

Product description

Increasingly higher demands are being placed on safety and system availability – across all sectors. Processes are becoming more and more complex, not only in mechanical engineering and the chemical industry, but also in plant and automation technology. Demands on power engineering are also increasing constantly.

Error-free and therefore cost-effective operation can only be achieved through continuous monitoring of important network and system parameters. Electronic monitoring relays in the EMD series are available for a wide range of monitoring tasks to avoid the consequences of errors or to keep them within limits.

The operating states are indicated using colored LEDs, errors that may occur can be sent to a control system via a floating contact or can shut down a part of the system. Some device versions are equipped with startup and response delays in order to briefly tolerate measured values outside the set monitoring range.

Technical data

Input data

Nominal input voltage U_N	(3 N ~ 400/230 V)
Maximum temperature coefficient	< 0.1 %/K
Function	Undervoltage, window, asymmetry, phase sequence, phase failure
Min. setting range	-30 % ... 20 % (From U_N)
Max. setting range	-20 % ... 30 % (From U_N)
Min setting range of the voltage threshold value	280 V AC ... 480 V AC
Max. setting range of the voltage threshold value	320 V AC ... 520 V AC
Setting range for response delay	0.1 s ... 10 s
Basic accuracy	± 5 % (of scale end value)
Setting accuracy	≤ 5 % (of scale end value)
Repeat accuracy	≤ 2 %
Asymmetry	5 % ... 25% / OFF
Recovery time	500 ms

Contact side

Contact type	2 floating PDT contacts
Maximum switching voltage	250 V AC (in acc. with IEC 60664-1)
Interrupting rating (ohmic load) max.	750 VA (3 A/250 V AC, module aligned, ≤ 5 mm spacing) 1250 VA (5 A/250 V AC, module not aligned, ≥ 5 mm spacing)
Output fuse	5 A (fast-blow)

Power supply

Supply voltage range	24 V AC ... 240 V AC -15 % ... +10 % 24 V DC ... 240 V DC -20 % ... +25 %
----------------------	--

General data

Width	22.5 mm
Height	90 mm
Depth	113 mm
Mechanical service life	Approx. 2×10^7 cycles
Operating mode	100% operating factor

Ambient temperature (operation)	-25 °C ... 55 °C
	-25 °C ... 40 °C (corresponds to UL 508)
Ambient temperature (storage/transport)	-25 °C ... 70 °C
Mounting position	Any
Assembly instructions	on TS 35 profile rail acc. to EN 60715
Electromagnetic compatibility	Conformance with EMC Directive 2004/108/EC
Surge voltage category	III, basic insulation (as per EN 50178)
Housing insulation material	Polyamide PA, self-extinguishing
Color	green
Rated insulation voltage	300 V (According to EN 50178)
Conformance	CE-compliant
UL, USA / Canada	UL/C-UL listed UL 508

Connection data

Conductor cross section stranded min.	0.25 mm ²
Conductor cross section stranded max.	2.5 mm ²
Conductor cross section solid min.	0.5 mm ²
Conductor cross section solid max.	2.5 mm ²
Conductor cross section AWG/kcmil min.	20
Conductor cross section AWG/kcmil max	14
Stripping length	8 mm
Type of connection	Screw connection

Certificates / Approvals



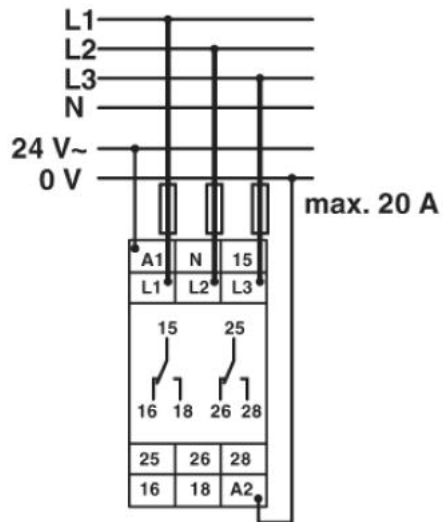
Certification

CUL Listed, UL Listed

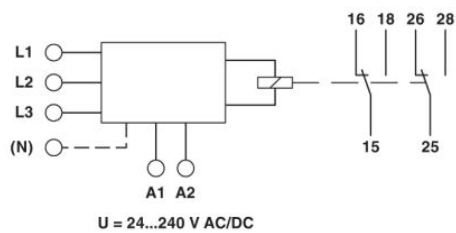
Diagrams/Drawings

Application drawing

Connection example



Block diagram



Address

PHOENIX CONTACT Deutschland GmbH
Flachmarktstr. 8
32825 Blomberg, Germany
Phone +49 5235 3 12000
Fax +49 5235 3 41200
<http://www.phoenixcontact.de>



© 2010 Phoenix Contact
Technical modifications reserved;