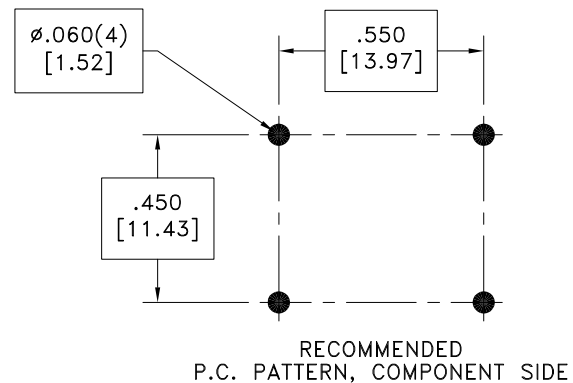
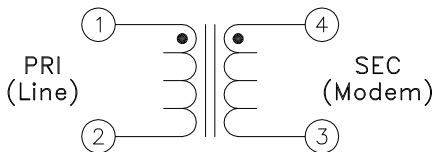
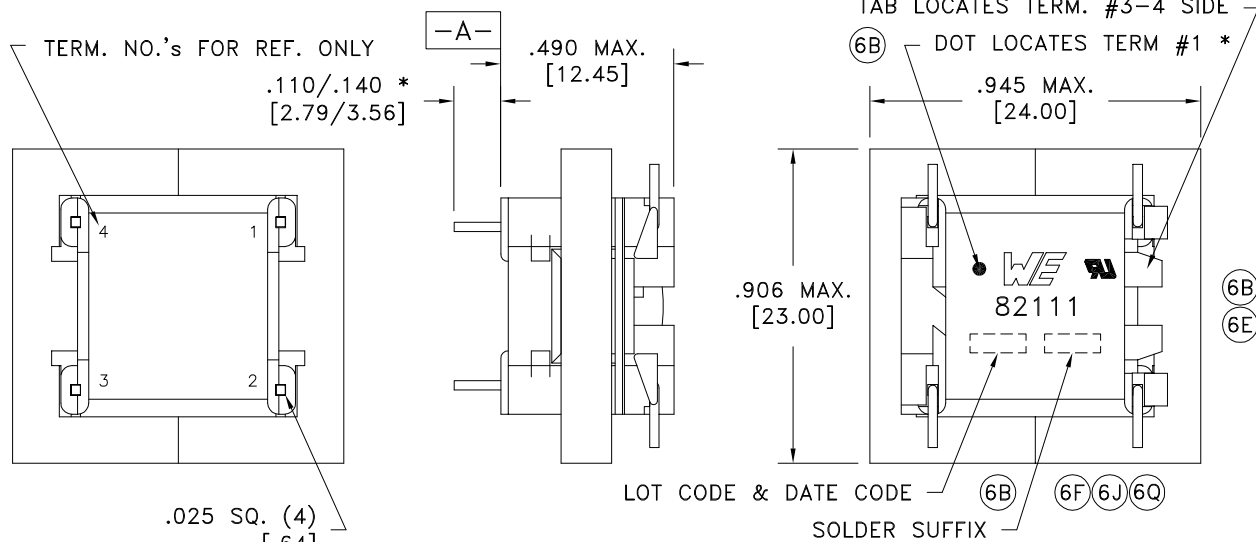


SOLDER SUFFIX	CUSTOMER TERMINAL	RoHS	LEAD(Pb)-FREE	6J 6N 6Q
LF3	Sn100%	Yes	Yes	

6Q* DIMENSION MAY BE EXCEEDED WITH SOLDER ONLY



ELECTRICAL SPECIFICATIONS @ 25°C unless otherwise noted:

- IMPEDANCE: Designed to reflect 600 ohm on PRI with 470 ohm load on SEC.
- LONGITUDINAL BALANCE: 66dB min., 60 - 1000Hz; 46dB min., 1-2, 1000 - 4000Hz; per FCC Part 68.310, with terminal 3 or 4 grounded.
- D.C. RESISTANCE (@20°C): PRI, 100 ohms ±10%. SEC, 112 ohms ±10%.
- FREQUENCY RESPONSE: ±1.0dB, 600Hz - 3500Hz; ±4.0dB, 300Hz - 600Hz.
- INSERTION LOSS: 2.5dB max., 1000Hz, per IEEE method, 20°C, 0 - 30mADC.
- DIELECTRIC RATING: 1500VAC, 1 minute tested by applying 1875VAC for 1 second between PRI - SEC.
- URNS RATIO: (4-3):(1-2) = 1:1, ±2%.

6C OPERATING CONDITIONS: All specs. except as noted to be from -20 to +4dBm, 0 to 100mADC in PRI, 600 ohm source resistance on PRI, 470 ohm load on SEC.

6C 6E Designed to comply with the following requirements as defined by IEC60950-1, EN60950-1, UL60950-1/CSA60950-1 and AS/NZS60950.1:
6J 6L - Supplementary insulation for a primary circuit at a working voltage of 250Vrms.

- 6P OPERATING TEMPERATURE RANGE: -40°C to +85°C.
- 6B * Marking detail may be rotated 90° clockwise. Locating dot will not move.
- 6Q Wire insulation & RoHS status not affected by wire color. Wire insulation color may vary depending on availability.

DETAILS SUBJECT TO CHANGE

6B 6J AGENCY NUMBER	
6P 6E BAPT	NC/013721
6E 6C UL60950-1	E205930
6E 6C CSA60950-1 (Via CUL)	E205930
IEC60950-1 (Via CB cert.)	US/9300/UL
JAPAN (Via CB cert.)	US/9300/UL
ACA/AUSTEL (Via CB cert.)	US/9300/UL

Unless otherwise specified:
Tolerances:
Angles: ±1°
Fractions: ±1/64
Decimals: ±.005 [0.13]

This drawing is dual dimensioned.
Dimensions in brackets are in millimeters.

DRAWING TITLE

TRANSFORMER

eiSos p/n: 750082111

SEE REVISION SHEET FOR REVISION LEVEL



PART NO.

82111-LF3

6Q 6J REV.

6Q 4/16

SPECIFICATION SHEET 1 OF 1

PART# 82111-LF3